

Error Handling
Syntax-Directed Translation
Recursive Descent Parsing

CS143

Lecture 6

Instructor: Fredrik Kjolstad

Slide design by Prof. Alex Aiken, with modifications

Announcements

- PA1 & WA1
 - Due today at midnight

- PA2 & WA2
 - Assigned today

Outline

- Extensions of CFG for parsing
 - Precedence declarations
 - Error handling
 - Semantic actions
- Constructing an abstract syntax tree (AST)
- Recursive descent parsing

Error Handling

- Purpose of the compiler is
 - To detect non-valid programs
 - To translate the valid ones
- Many kinds of possible errors

<u>Error kind</u>	<u>Example (C)</u>	<u>Detected by ...</u>
Lexical	... \$...	Lexer
Syntax	... x *% ...	Parser
Semantic	... int x; y = x(3); ...	Type checker
Correctness	your favorite program	Tester/User

Syntax Error Handling

- Error handler should
 - Report errors accurately and clearly
 - Recover from an error quickly
 - Not slow down compilation of valid code

- Good error handling is not easy to achieve

Syntax Error Recovery

- Approaches from simple to complex
 - Panic mode
 - Error productions
 - Automatic local or global correction

- Not all are supported by all parser generators

Error Recovery: Panic Mode

- Simplest, most popular method
- When an error is detected:
 - Discard tokens until one with a clear role is found
 - Continue from there
- Such tokens are called synchronizing tokens
 - Typically the statement or expression terminators

Error Recovery: Panic Mode (Cont.)

- Consider the erroneous expression
 $(1 + + 2) + 3$
- Panic-mode recovery:
 - Skip ahead to next integer and then continue
- Bison: use the special terminal **error** to describe how much input to skip
 $E \rightarrow \text{int} \mid E + E \mid (E) \mid \text{error int} \mid (\text{error})$

Error Recovery: Error Productions

- Idea: specify in the grammar known common mistakes
- Essentially promotes common errors to alternative syntax
- Example:
 - Write **5 x** instead of **5 * x**
 - Add the production **$E \rightarrow \dots \mid E E$**
- Disadvantage
 - Complicates the grammar

Error Recovery: Local and Global Correction

- Idea: find a correct “nearby” program
 - Try token insertions and deletions
 - Exhaustive search
- Disadvantages:
 - Hard to implement
 - Slows down parsing of correct programs
 - “Nearby” is not necessarily “the intended” program
 - Not supported by most tools

Syntax Error Recovery: Past and Present

- Past
 - Slow recompilation cycle (even once a day)
 - Find as many errors in one cycle as possible
 - Researchers could not let go of the topic
- Present
 - Quick recompilation cycle
 - Users tend to correct one error/cycle
 - Complex error recovery is less compelling
 - Panic-mode seems enough

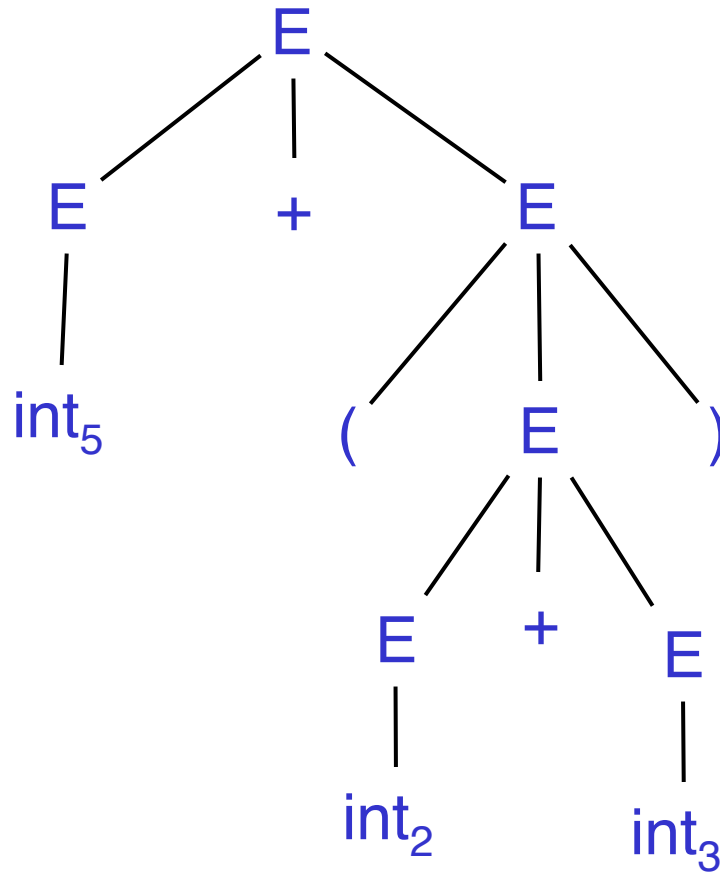
Abstract Syntax Trees

- So far a parser traces the derivation of a sequence of tokens
- The rest of the compiler needs a structural representation of the program
- Abstract syntax trees
 - Like parse trees but ignore some details
 - Abbreviated as AST

Abstract Syntax Trees (Cont.)

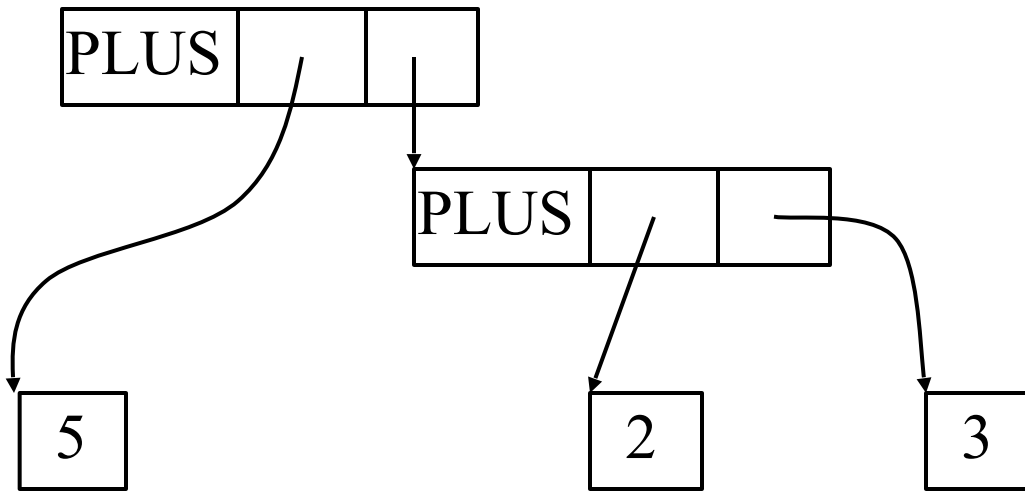
- Consider the grammar
$$E \rightarrow \text{int} \mid (E) \mid E + E$$
- And the string
$$5 + (2 + 3)$$
- After lexical analysis (a list of tokens)
$$\text{int}_5 \text{ '+' } \text{'(' int}_2 \text{ '+' int}_3 \text{ ')}$$
- During parsing we build a parse tree ...

Example of Parse Tree



- Traces the operation of the parser
- Does capture the nesting structure
- But too much info
 - Parentheses
 - Single-successor nodes

Example of Abstract Syntax Tree



- Also captures the nesting structure
- But abstracts from the concrete syntax
=> more compact and easier to use
- An important data structure in a compiler

Semantic Actions Extension to CFGs

- This is what we'll use to construct ASTs
- Each grammar symbol may have attributes
 - For terminal symbols (lexical tokens) attributes can be calculated by the lexer
- Each production may have an action
 - Written as $X \rightarrow Y_1 \dots Y_n \{ \text{action} \}$
 - That can refer to or compute symbol attributes

Semantic Actions: Example

- Consider the grammar
$$E \rightarrow \text{int} \mid E + E \mid (E)$$
- For each symbol X define an attribute $X.\text{val}$
 - For terminals, val is the associated lexeme
 - For non-terminals, val is the expression's value (and is computed from values of subexpressions)
- We annotate the grammar with actions:
$$\begin{array}{ll} E \rightarrow \text{int} & \{ E.\text{val} = \text{int}.\text{val} \} \\ \mid E_1 + E_2 & \{ E.\text{val} = E_1.\text{val} + E_2.\text{val} \} \\ \mid (E_1) & \{ E.\text{val} = E_1.\text{val} \} \end{array}$$

Semantic Actions: Example (Cont.)

- String: $5 + (2 + 3)$
- Tokens: $\text{int}_5 \text{ '+' } \text{'(' int}_2 \text{ '+' int}_3 \text{ ')}'$

Productions

$$E \rightarrow E_1 + E_2$$

$$E_1 \rightarrow \text{int}_5$$

$$E_2 \rightarrow (E_3)$$

$$E_3 \rightarrow E_4 + E_5$$

$$E_4 \rightarrow \text{int}_2$$

$$E_5 \rightarrow \text{int}_3$$

Equations

$$E.\text{val} = E_1.\text{val} + E_2.\text{val}$$

$$E_1.\text{val} = \text{int}_5.\text{val} = 5$$

$$E_2.\text{val} = E_3.\text{val}$$

$$E_3.\text{val} = E_4.\text{val} + E_5.\text{val}$$

$$E_4.\text{val} = \text{int}_2.\text{val} = 2$$

$$E_5.\text{val} = \text{int}_3.\text{val} = 3$$

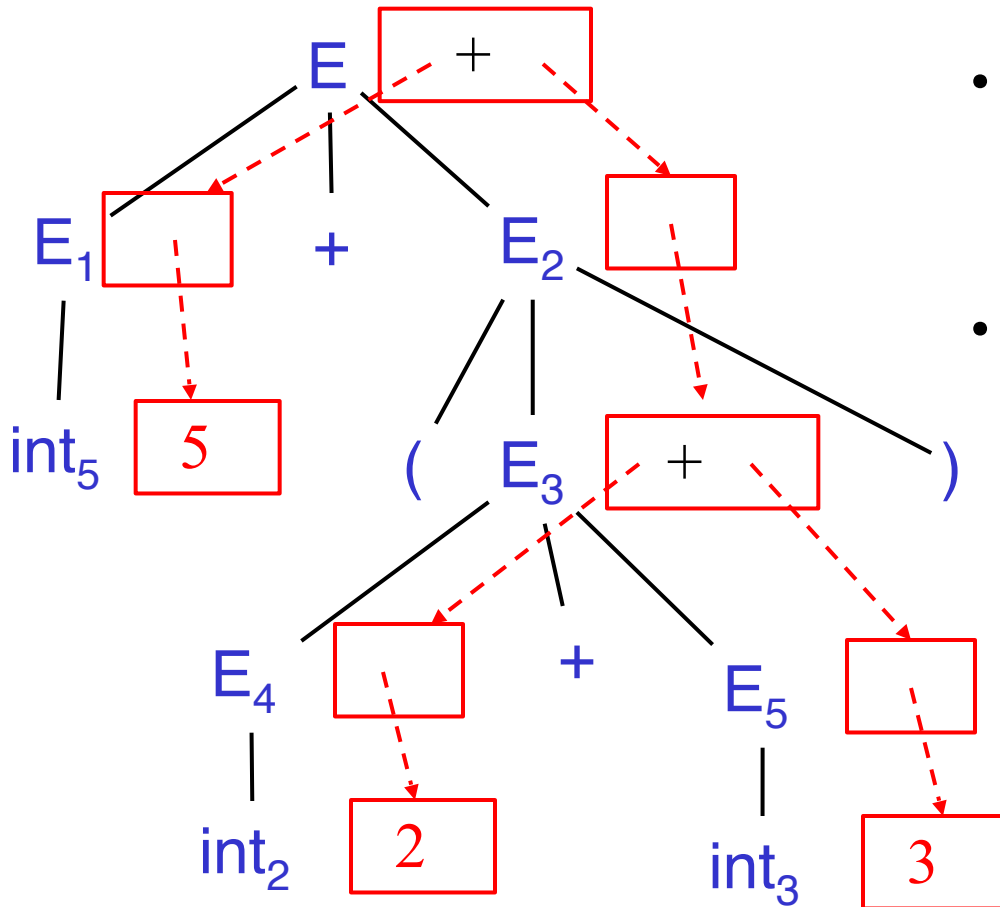
Semantic Actions: Notes

- Semantic actions specify a system of equations
- Declarative Style
 - Order of resolution is not specified
 - The parser figures it out
- Imperative Style
 - The order of evaluation is fixed
 - Important if the actions manipulate global state

Semantic Actions: Notes

- We'll explore actions as pure equations
 - But note bison has a fixed order of evaluation for actions
- Example:
 - $E_3.val = E_4.val + E_5.val$
 - Must compute $E_4.val$ and $E_5.val$ before $E_3.val$
 - We say that $E_3.val$ depends on $E_4.val$ and $E_5.val$

Dependency Graph

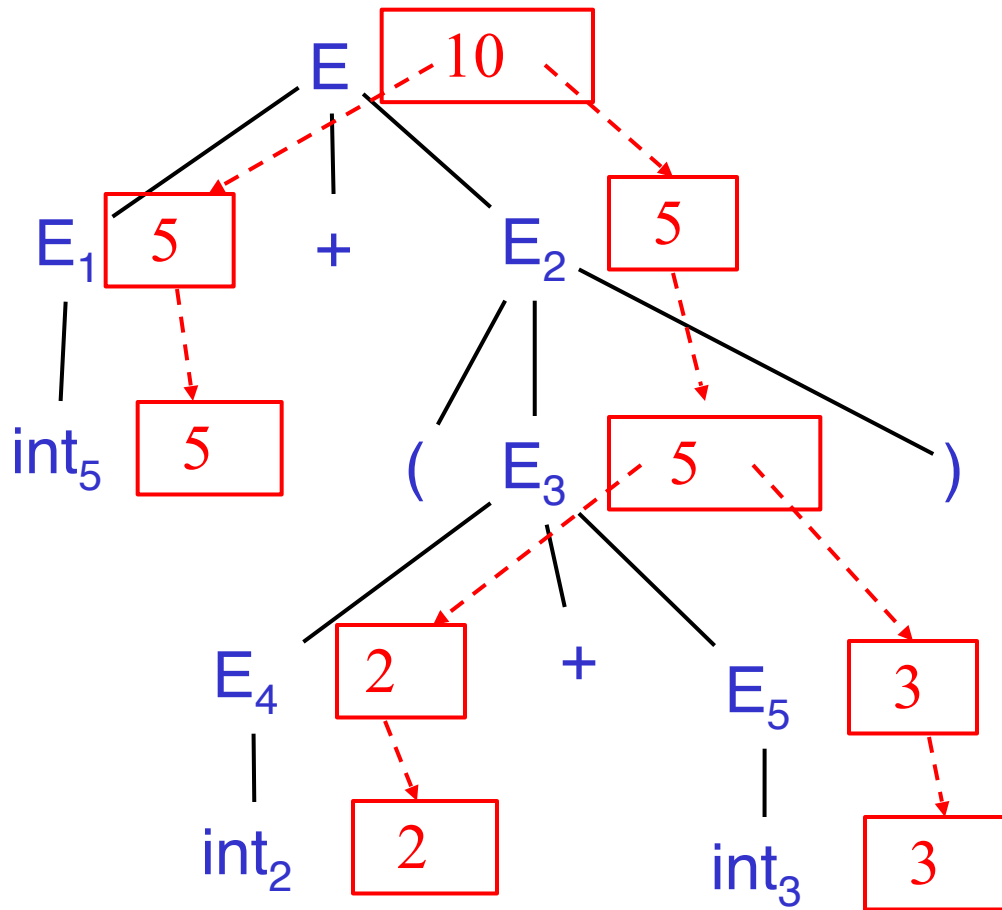


- Each node labeled E has one slot for the **val** attribute
- Note the dependencies

Evaluating Attributes

- An attribute must be computed after all its successors in the dependency graph have been computed
 - In previous example attributes can be computed bottom-up
- Such an order exists when there are no cycles
 - Cyclically defined attributes are not legal

Dependency Graph



Semantic Actions: Notes (Cont.)

- Synthesized attributes
 - Calculated from attributes of descendants in the parse tree
 - $E.val$ is a synthesized attribute
 - Can always be calculated in a bottom-up order
- Grammars with only synthesized attributes are called S-attributed grammars
 - Most common case

Semantic Actions: Notes (Cont.)

- Semantic actions can be used to build ASTs
- And many other things as well
 - Also used for type checking, code generation, computation, ...
- Process is called syntax-directed translation
 - Substantial generalization over CFGs

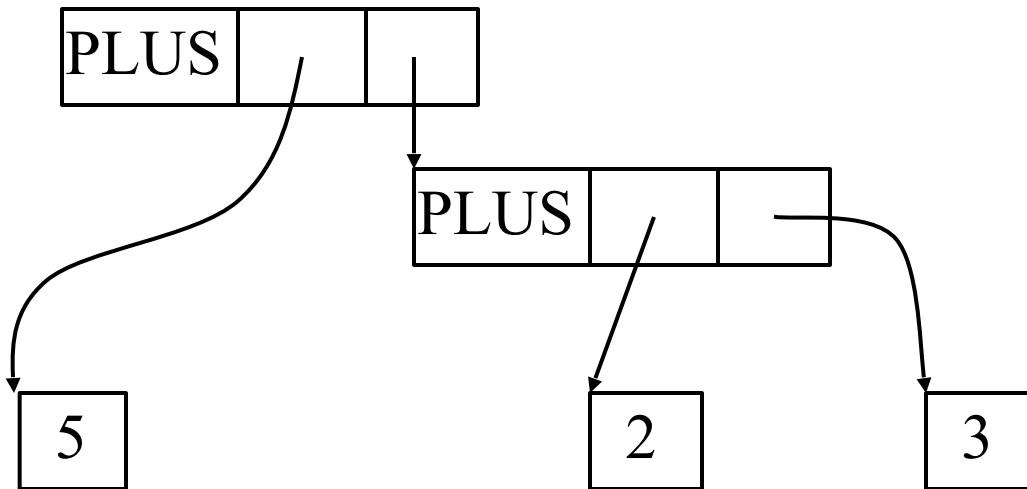
Constructing an AST

- We define a synthesized attribute **ast**
 - Values of **ast** values are ASTs
 - We assume that **int.lexval** is the value of the integer lexeme
 - Computed using semantic actions

$E \rightarrow \text{int}$	$E.\text{ast} = \text{mkleaf}(\text{int.lexval})$
$\mid E_1 + E_2$	$E.\text{ast} = \text{mkplus}(E_1.\text{ast}, E_2.\text{ast})$
$\mid (E_1)$	$E.\text{ast} = E_1.\text{ast}$

Abstract Syntax Tree Example

- Consider the string int_5 '+' '(' int_2 '+' int_3 ')'
- A bottom-up evaluation of the `ast` attribute:
$$E.\text{ast} = \text{mkplus}(\text{mkleaf}(5),$$
$$\text{mkplus}(\text{mkleaf}(2), \text{mkleaf}(3)))$$



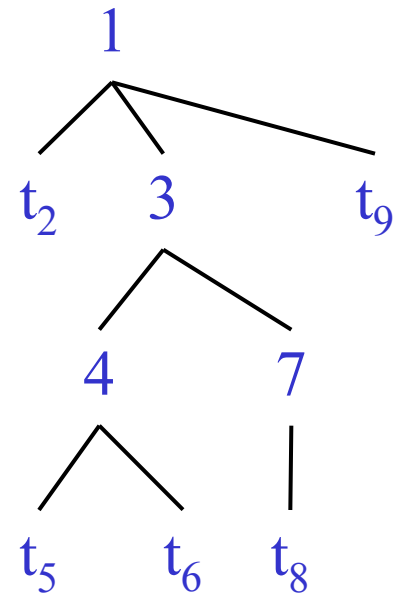
Summary

- We can specify language syntax using CFG
- A parser will answer whether $s \in L(G)$
 - ... and will trace a parse tree
 - ... in whose productions we build an AST
 - ... that we pass on to the rest of the compiler

Intro to Top-Down Parsing: The Idea

- The parse tree is constructed
 - From the top
 - From left to right
- Terminals are seen in order of appearance in the token stream:

t_2 t_5 t_6 t_8 t_9



Recursive Descent Parsing

- Consider the grammar
$$E \rightarrow T \mid T + E$$
$$T \rightarrow \text{int} \mid \text{int} * T \mid (E)$$
- Token stream is: (int_5)
- Start with top-level non-terminal E
 - Try the rules for E in order

Recursive Descent Parsing

$E \rightarrow T \mid T + E$

$T \rightarrow \text{int} \mid \text{int} * T \mid (E)$

E

(int₅)



Recursive Descent Parsing

$E \rightarrow T \mid T + E$

$T \rightarrow \text{int} \mid \text{int} * T \mid (E)$

E
|
T

(int₅)



Recursive Descent Parsing

$E \rightarrow T \mid T + E$

$T \rightarrow \text{int} \mid \text{int} * T \mid (E)$

E
|
T
|
int

Mismatch: int is not (!
Backtrack ...

(int₅)



Recursive Descent Parsing

$E \rightarrow T \mid T + E$

$T \rightarrow \text{int} \mid \text{int} * T \mid (E)$

E
|
 T

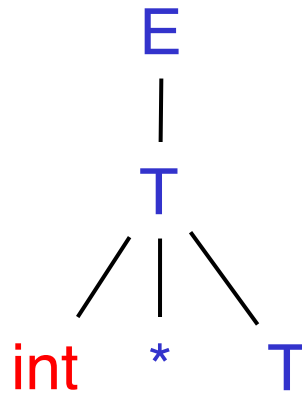
(int₅)



Recursive Descent Parsing

$E \rightarrow T \mid T + E$

$T \rightarrow \text{int} \mid \text{int} * T \mid (E)$



Mismatch: int is not (!
Backtrack ...

(int₅)



Recursive Descent Parsing

$E \rightarrow T \mid T + E$

$T \rightarrow \text{int} \mid \text{int} * T \mid (E)$

E
|
 T

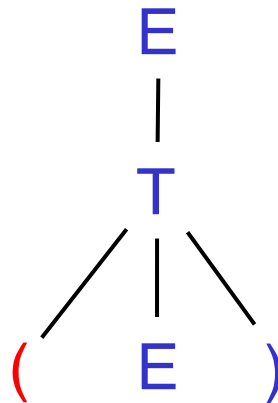
(int₅)



Recursive Descent Parsing

$E \rightarrow T \mid T + E$

$T \rightarrow \text{int} \mid \text{int} * T \mid (E)$



Match! Advance input.

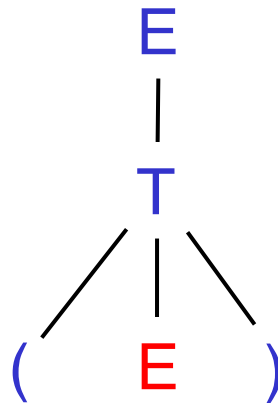
(int₅)



Recursive Descent Parsing

$E \rightarrow T \mid T + E$

$T \rightarrow \text{int} \mid \text{int} * T \mid (E)$



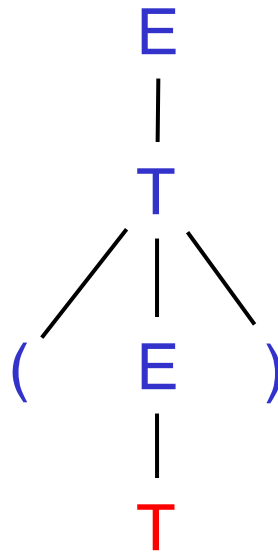
(int₅)



Recursive Descent Parsing

$E \rightarrow T \mid T + E$

$T \rightarrow \text{int} \mid \text{int} * T \mid (E)$



(int₅)

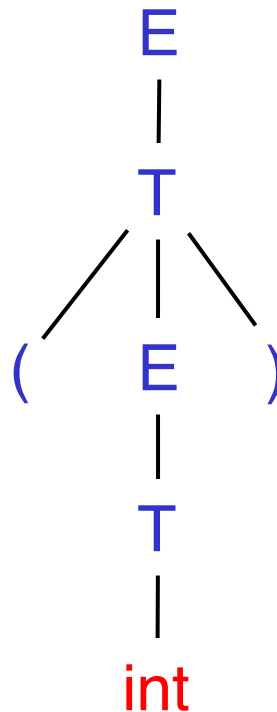


Recursive Descent Parsing

$E \rightarrow T \mid T + E$

$T \rightarrow \text{int} \mid \text{int} * T \mid (E)$

(int₅)



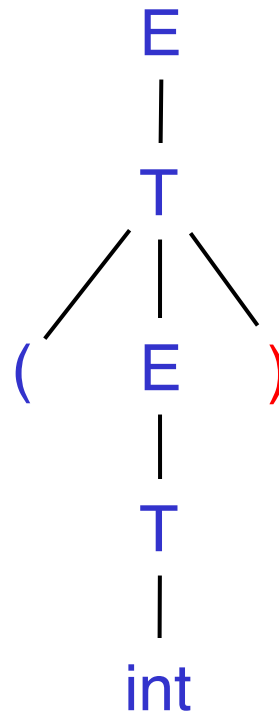
Match! Advance input.

Recursive Descent Parsing

$E \rightarrow T \mid T + E$

$T \rightarrow \text{int} \mid \text{int} * T \mid (E)$

(int₅)



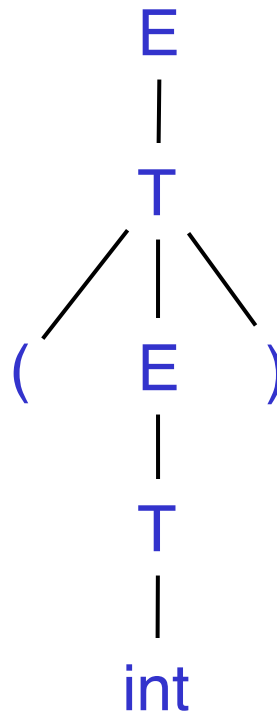
Match! Advance input.

Recursive Descent Parsing

$E \rightarrow T \mid T + E$

$T \rightarrow \text{int} \mid \text{int} * T \mid (E)$

(int₅)



End of input, accept.

A Recursive Descent Parser: Preliminaries

- Let TOKEN be the type of tokens
 - Special tokens INT, OPEN, CLOSE, PLUS, TIMES
- Let the global `next` point to the next token

A (Limited) Recursive Descent Parser (2)

- Define boolean functions that check the token string for a match of
 - A given token terminal
`bool term(TOKEN tok) { return *next++ == tok; }`
 - The nth production of S:
`bool Sn() { ... }`
 - Try all productions of S:
`bool S() { ... }`

A (Limited) Recursive Descent Parser (3)

- For production $E \rightarrow T$
`bool E1() { return T(); }`
- For production $E \rightarrow T + E$
`bool E2() { return T() && term(PLUS) && E(); }`
- For all productions of E (with backtracking)
`bool E() {
 TOKEN *save = next;
 return (next = save, E1())
 || (next = save, E2()); }`

A (Limited) Recursive Descent Parser (4)

- Functions for non-terminal T

```
bool T1() { return term(INT); }
```

```
bool T2() { return term(INT) && term(TIMES) && T(); }
```

```
bool T3() { return term(OPEN) && E() && term(CLOSE); }
```

```
bool T() {  
    TOKEN *save = next;  
    return (next = save, T1())  
        || (next = save, T2())  
        || (next = save, T3()); }
```

Recursive Descent Parsing. Notes.

- To start the parser
 - Initialize `next` to point to first token
 - Invoke `E()`
- Easy to implement by hand
 - But not completely general
 - Cannot backtrack once a production is successful
 - Works for grammars where at most one production can succeed for a non-terminal

Example

$E \rightarrow T \mid T + E$

(int)

$T \rightarrow \text{int} \mid \text{int} * T \mid (E)$

```
bool term(TOKEN tok) { return *next++ == tok; }
```

```
bool E1() { return T(); }
```

```
bool E2() { return T() && term(PLUS) && E(); }
```

```
bool E() { TOKEN *save = next; return (next = save, E1())  
    || (next = save, E2()); }
```

```
bool T1() { return term(INT); }
```

```
bool T2() { return term(INT) && term(TIMES) && T(); }
```

```
bool T3() { return term(OPEN) && E() && term(CLOSE); }
```

```
bool T() { TOKEN *save = next; return (next = save, T1())  
    || (next = save, T2())  
    || (next = save, T3()); }
```

When Recursive Descent Does Not Work

- Consider a production $S \rightarrow S a$

```
bool S1() { return S() && term(a); }  
bool S() { return S1(); }
```
- $S()$ goes into an infinite loop
- A left-recursive grammar has a non-terminal S
 $S \rightarrow^+ S\alpha$ for some α
- Recursive descent does not work in such cases

Elimination of Left Recursion

- Consider the left-recursive grammar

$$S \rightarrow S \alpha \mid \beta$$

- S generates all strings starting with a β and followed by a number of α
- Can rewrite using right-recursion

$$S \rightarrow \beta S'$$

$$S' \rightarrow \alpha S' \mid \varepsilon$$

More Elimination of Left-Recursion

- In general

$$S \rightarrow S \alpha_1 \mid \dots \mid S \alpha_n \mid \beta_1 \mid \dots \mid \beta_m$$

- All strings derived from S start with one of β_1, \dots, β_m and continue with several instances of $\alpha_1, \dots, \alpha_n$

- Rewrite as

$$\begin{aligned} S &\rightarrow \beta_1 S' \mid \dots \mid \beta_m S' \\ S' &\rightarrow \alpha_1 S' \mid \dots \mid \alpha_n S' \mid \varepsilon \end{aligned}$$

General Left Recursion

- The grammar

$$S \rightarrow A \alpha \mid \delta$$

$$A \rightarrow S \beta$$

is also left-recursive because

$$S \rightarrow^+ S \beta \alpha$$

- This left-recursion can also be eliminated
- See Dragon Book for general algorithm
 - Section 4.3

Summary of Recursive Descent

- Simple and general parsing strategy
 - Left-recursion must be eliminated first
 - ... but that can be done automatically
- Historically unpopular because of backtracking
 - Was thought to be too inefficient
 - In practice, fast and simple on modern machines
- In practice, backtracking is eliminated by restricting the grammar